

16' X 41' X 24' TRUE-ELL RIGHT 6" RADIUS (45°)

DIMENSIONS

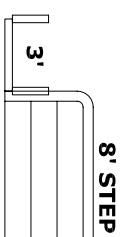
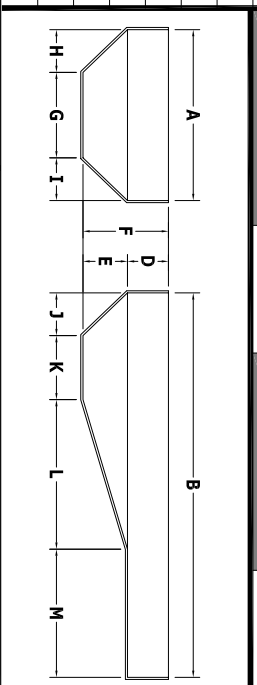
A	16'	K	6'
B	41'	L	14'
D	34"	M	17'
E	48"	M2	-
F	8'	T	16'
G	8'	S	24'
H	4'	N	25'
I	4'	P	8'
J	4'	U	-

NSPI TYPE
II

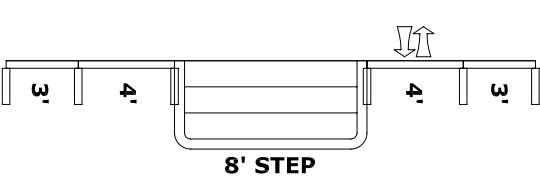
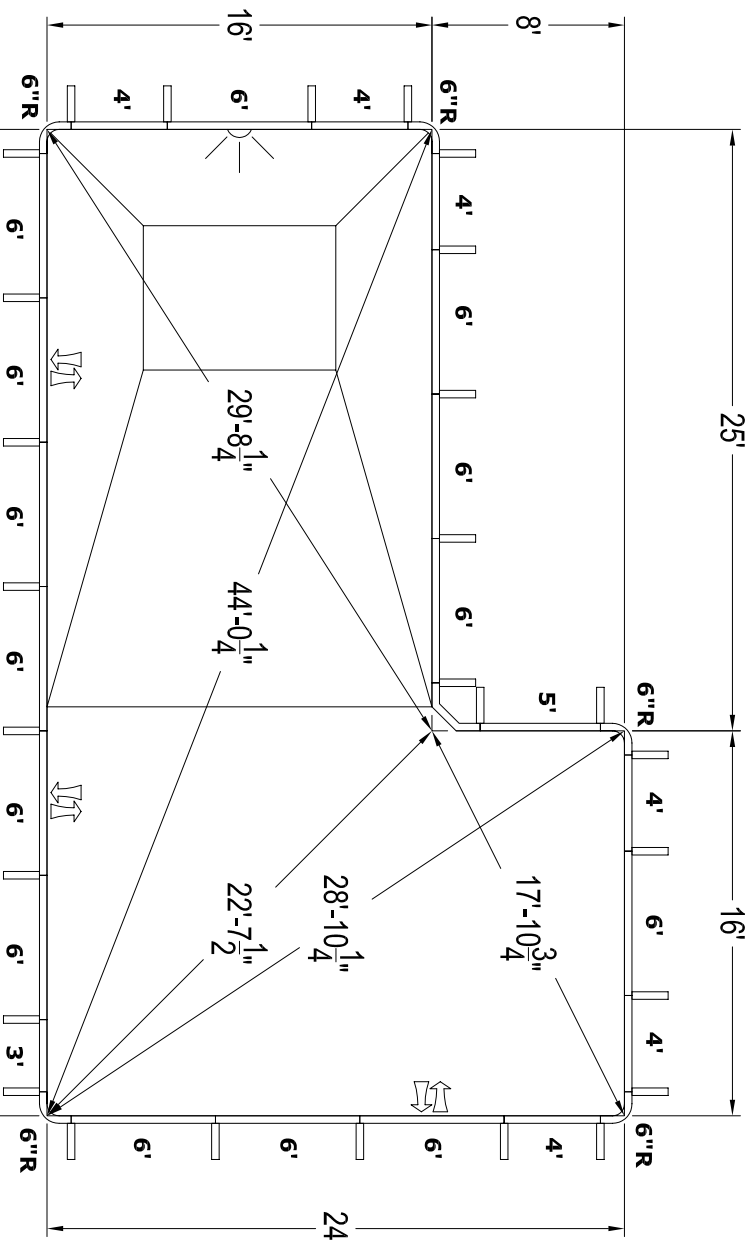
PERIMETER
128'5"

AREA
784

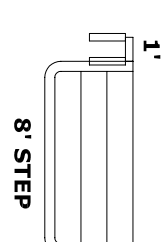
CAPACITY
24365



STEP BOM
-1 6' PANEL
-2 4' PANEL
+2 3' PANEL
+1 8' STEP



STEP BOM
-2 6' PANEL
-1 6' PANEL (A/G)
+1 4' PANEL (A/G)
+2 3' PANEL
+1 BRACE
+1 8' STEP



STEP BOM
-1 6' PANEL
-1 3' PANEL
+1 1' PANEL
+1 8' STEP

GENERAL NOTES

- These are finished dimensions ready for the liner.
- Dimensions are from inside pool panels.
- The water level should be no more than 6" below the coping receptor (hatched) slot.

EXCAVATION NOTES

- Rough excavation should be 2" to 3" deeper in each instance.
- Soil to have minimum bearing capacity of 2000 P.S.F.
- Locate top of pool at least 6" above surrounding land elevation.
- See "Panel Shelf Detail" for excavation around pool.
- Fill voids under base of panels and ramp well.
- Backfill with non-expansive material.

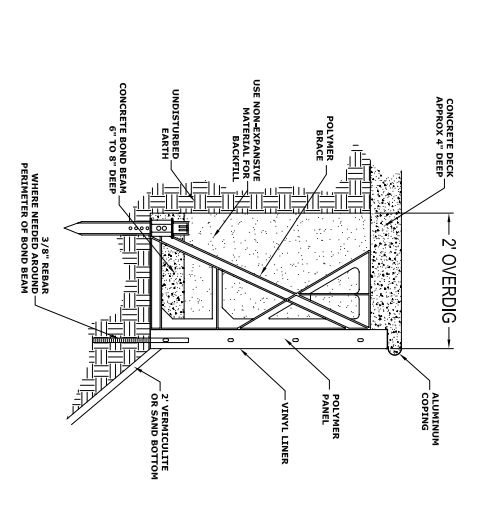
ADDITIONAL NOTES

THIS DOCUMENT IS FOR ILLUSTRATIVE PURPOSES ONLY. THE dealer or contractor who sells or installs your pool is an independent contractor and is not an agent of the Manufacturer. The construction methods illustrated here are suggestions and apply only to normal ground conditions. There may be additional precautions and/or methods of construction. Proper installation is the responsibility of the dealer/builder/contractor.

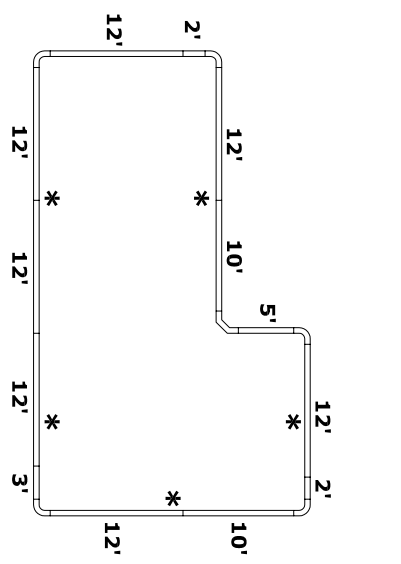
BILL OF MATERIALS

QTY	PART	DESCRIPTION
10	HP106	6' PANEL
1	HP106L	6' PANEL (LIGHT)
3	HP106A	6' PANEL (A/G)
1	HP105	5' PANEL
6	HP104	4' PANEL
1	HP103	3' PANEL
5	HP156	6'R PANEL
1	HP123	REVERSE DOUBLE 45°
28	HP199	BRACE

PANEL SHELF DETAIL



COPING LAYOUT



NO DIVING WARNING

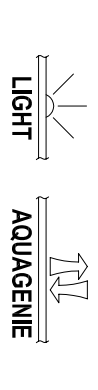
ATTENTION DEALER/BUILDER:
It is your responsibility to ensure the safety package provided is delivered to the pool owner and that the "NO DIVING" labels are properly installed.

NO DIVING WARNING LABELS MUST BE INSTALLED IN NO DIVING AREAS ACCORDING TO NSPI SPECIFICATIONS

A DANGER
NO DIVING
SHALLOW WATER
DIVING MAY CAUSE DEATH OR PERMANENT INJURY

*** SUGGESTED LABEL LOCATIONS ARE SPECIFIED IN THE COPING LAYOUT**

PRE-CUT PANEL LEGEND



DATE JAN 2006	PANEL LINE HYDRA	DRAWING TITLE 16' X 41' X 24' TRUE-ELL RIGHT 6" RADIUS	DRAWING NUMBER 10506
-------------------------	----------------------------	--	--------------------------------

543 South Main Street - Sweetwater, TN 37874

Document ID: HFS100 - Hydra Standard Panel Layout Drawing
Rev: Date: 12/02/03
Rev: Level: A

Copyright © 2006 by Hydra Pools.