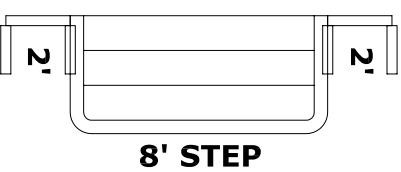
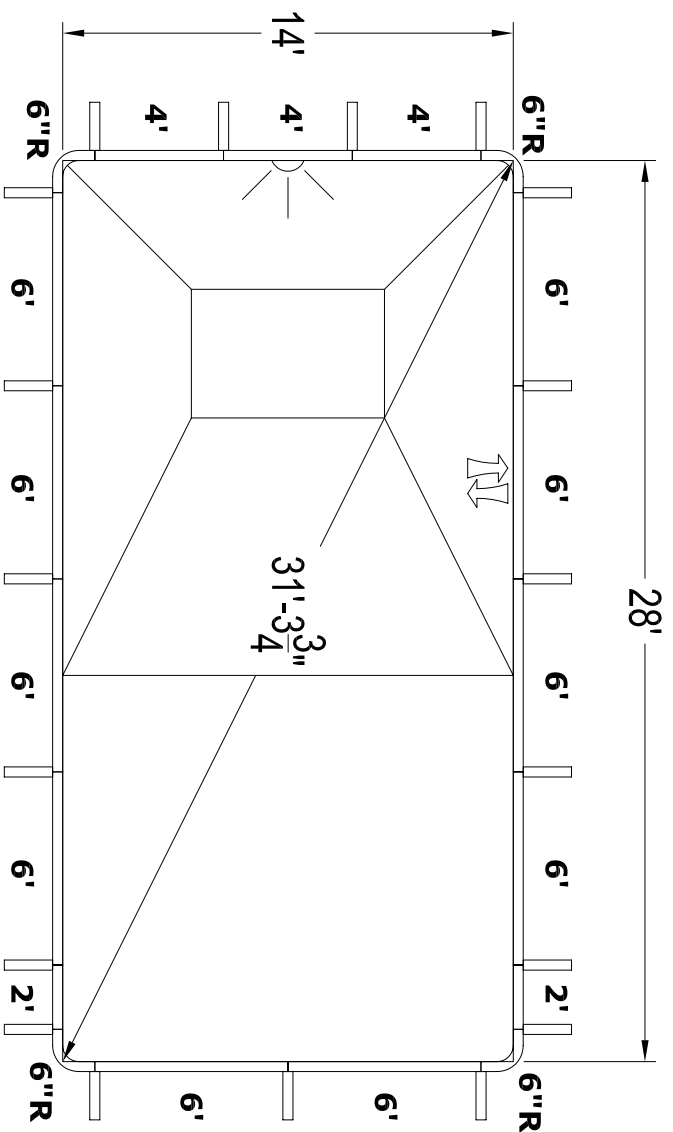
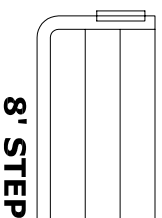


14' X 28' RECTANGLE 6" RADIUS



STEP BOM
-2 6' PANEL
+2 2' PANEL
+1 BRACE
+1 8' STEP

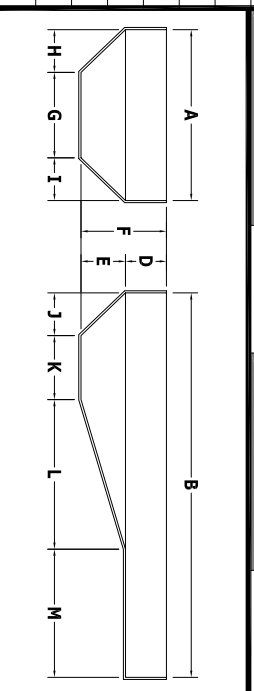


STEP BOM
-1 6' PANEL
-1 2' PANEL
-1 BRACE
+1 8' STEP

DIMENSIONS

A	14'	K	4'
B	28'	L	8'
D	3/4"	M	12'
E	28"	M2	-
F	6'	T	-
G	6'	S	-
H	4'	N	-
I	4'	P	-
J	4'	U	-

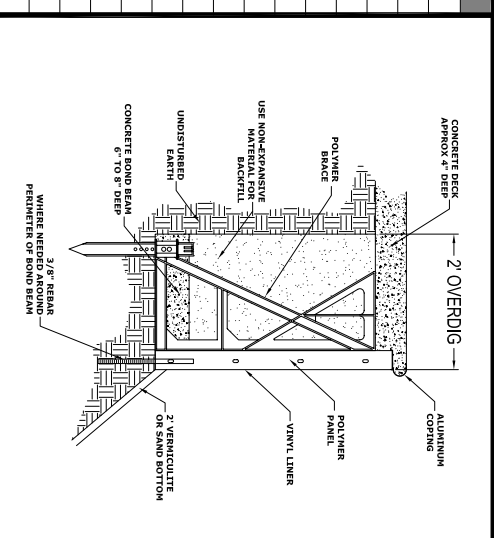
NSPI TYPE	0	AREA	392
PERIMETER	83'2"	CAPACITY	11054



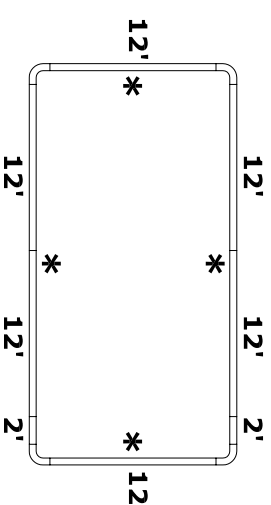
BILL OF MATERIALS

QTY	PART	DESCRIPTION
9	HP106	6' PANEL
1	HP106A	6' PANEL (A/G)
2	HP104	4' PANEL
1	HP104L	4' PANEL (LIGHT)
2	HP102	2' PANEL
4	HP156	6"R PANEL
19	HP199	BRACE

PANEL SHELF DETAIL



COPING LAYOUT



NO DIVING WARNING

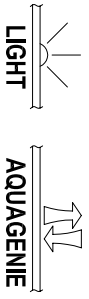
ATTENTION DEALER/BUILDER:
 It is your responsibility to ensure the safety package provided is delivered to the pool owner and that the "NO DIVING" labels are properly installed.

NO DIVING WARNING LABELS MUST BE INSTALLED IN NO DIVING AREAS ACCORDING TO NSPI SPECIFICATIONS



*** SUGGESTED LABEL LOCATIONS ARE SPECIFIED IN THE COPING LAYOUT**

PRE-CUT PANEL LEGEND



GENERAL NOTES

1. These are finished dimensions ready for the liner.
2. Dimensions are from inside pool panels.
3. The water level should be no more than 6" below the coping receptor (hanging) slot.

EXCAVATION NOTES

1. Rough excavation should be 2" to 3" deeper in each instance.
2. Soil to have minimum bearing capacity of 2000 P.S.F.
3. Locate top of pool at least 6" above surrounding land elevation.
4. See "Panel Shelf Detail" for excavation around pool.
5. Fill voids under base of panels and ramp well.
6. Backfill with non-expansive material.

ADDITIONAL NOTES

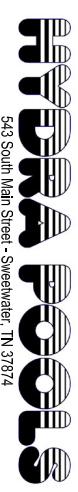
THIS DOCUMENT IS FOR ILLUSTRATIVE PURPOSES ONLY.
 The dealer or contractor who sells or installs your pool is an independent contractor and is not an agent of the Manufacturer. The construction methods illustrated here are suggestions and apply only to normal ground conditions. There may be additional precautions and/or methods of construction. Proper installation is the responsibility of the dealer/builder/contractor.

DATE
JAN 2006

PANEL LINE
HYDRA

DRAWING TITLE
14' X 28' RECTANGLE 6" RADIUS

DRAWING NUMBER
10110



543 South Main Street - Sweetwater, TN 37874