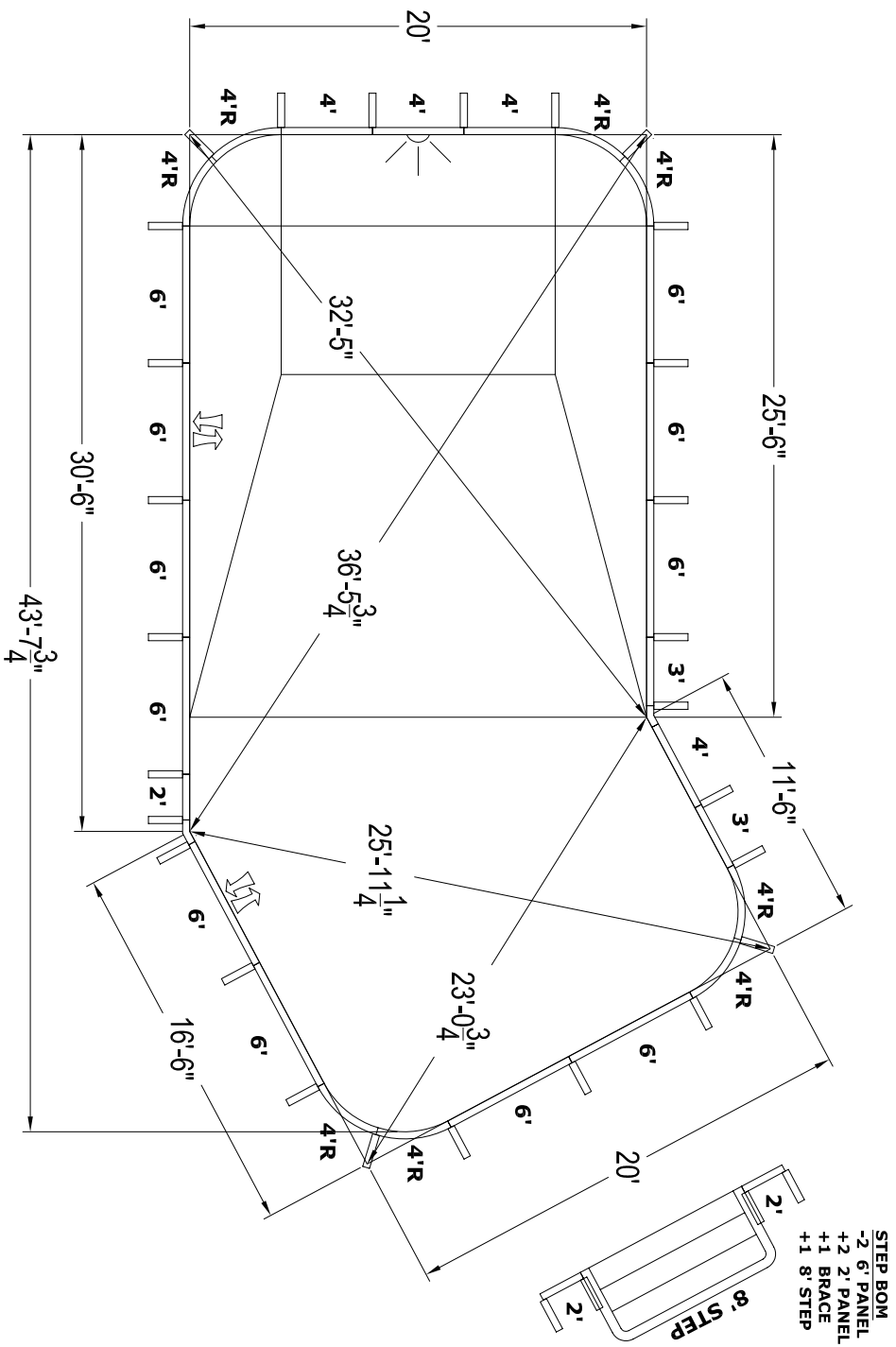


# 20' X 43'7" LAZY-ELL RIGHT 4' RADIUS



STEP BOM  
-2 6' PANEL  
+2 2' PANEL  
+1 BRACE  
+1 8' STEP

## DIMENSIONS

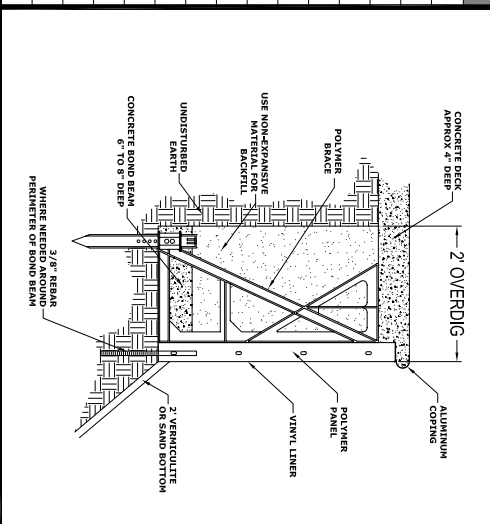
	A	20'	K	66"
B	30'6"	L	15'	
D	3'4"	M	18'1 3/4"	
E	5'	M2	-	
F	8'4"	T	20'	
G	12'	S	16'6"	
H	4'	N	25'6"	
I	4'	P	11'6"	
J	4'	U	-	

	NSPI TYPE	III	AREA	840
	PERIMETER	117'2"	CAPACITY	27656

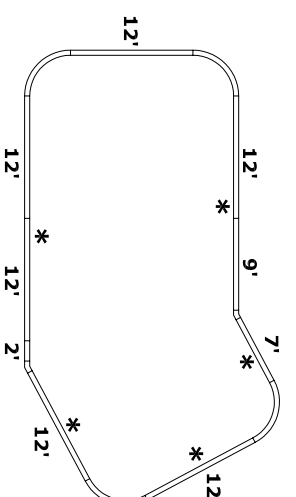
## BILL OF MATERIALS

QTY	PART	DESCRIPTION
9	HP106	6' PANEL
2	HP106A	6' PANEL (A/G)
3	HP104	4' PANEL
1	HP104L	4' PANEL (LIGHT)
2	HP103	3' PANEL
1	HP102	2' PANEL
8	HP154	4'R PANEL
1	HP121	30° LAZY-ELL PANEL
1	HP120	REV 30° LAZY-ELL PANEL
27	HP199	BRACE

## PANEL SHELF DETAIL



## COPING LAYOUT



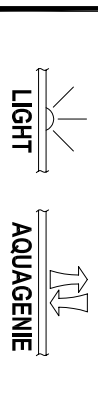
## NO DIVING WARNING

**ATTENTION DEALER/BUILDER:**  
It is your responsibility to ensure the safety package provided is delivered to the pool owner and that the "NO DIVING" labels are properly installed.  
**NO DIVING WARNING LABELS MUST BE INSTALLED IN NO DIVING AREAS ACCORDING TO NSPI SPECIFICATIONS**

**A DANGER**  
**NO DIVING**  
**SHALLOW WATER**  
DIVING MAY CAUSE DEATH OR PERMANENT INJURY

\* SUGGESTED LABEL LOCATIONS ARE SPECIFIED IN THE COPING LAYOUT

## PRE-CUT PANEL LEGEND



## GENERAL NOTES

1. These are finished dimensions ready for the liner.
2. Dimensions are from inside pool panels.
3. The water level should be no more than 6" below the coping receptor (hanging) slot.

## EXCAVATION NOTES

1. Rough excavation should be 2" to 3" deeper in each instance.
2. Soil to have minimum bearing capacity of 2000 P.S.F.
3. Locate top of pool at least 6" above surrounding land elevation.
4. See "Panel Shelf Detail" for excavation around pool.
5. Fill voids under base of panels and ramp well.
6. Backfill with non-expansive material.

## ADDITIONAL NOTES

**THIS DOCUMENT IS FOR ILLUSTRATIVE PURPOSES ONLY.**  
The dealer or contractor who sells or installs your pool is an independent contractor and is not an agent of the Manufacturer. The construction methods illustrated here are suggestions and apply only to normal ground conditions. There may be additional precautions and/or methods of construction. Proper installation is the responsibility of the dealer/builder/contractor.

DATE: JAN 2006  
PANEL LINE: HYDRA  
DRAWING TITLE: 20' X 43'7" LAZY-ELL RIGHT 4' RADIUS  
DRAWING NUMBER: 10461

543 South Main Street - Sweetwater, TN 37874

Copyright © 2006 by Hydra Pools.