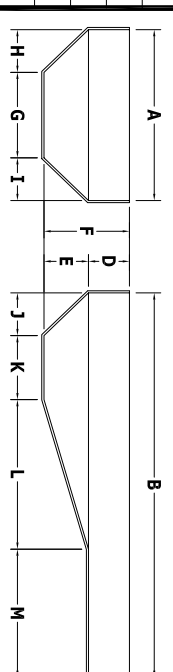


18' X 34'10" KIDNEY RIGHT

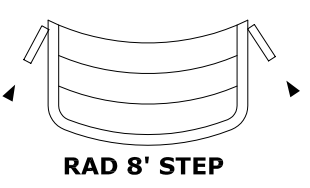
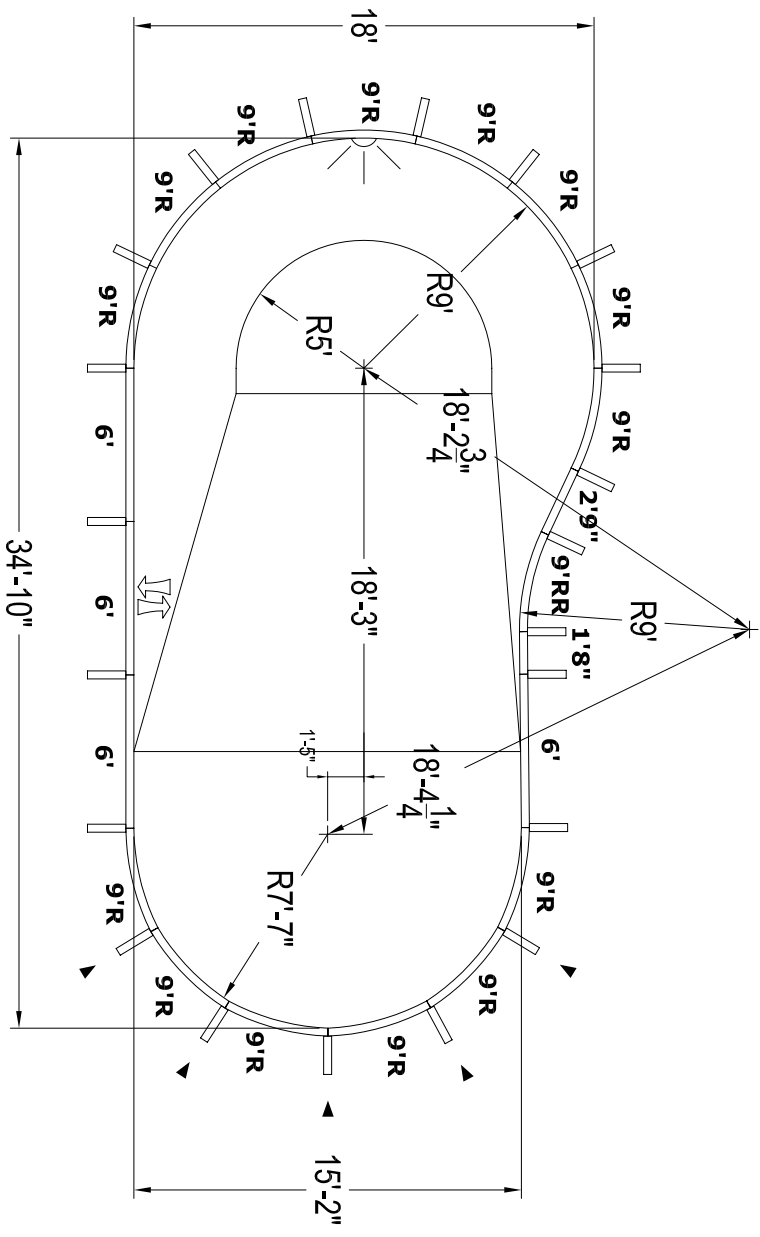
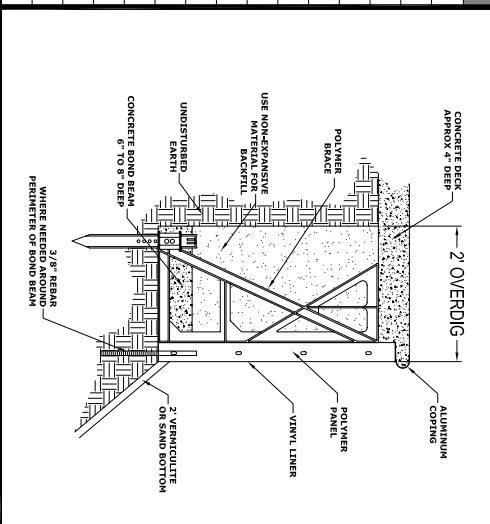
DIMENSIONS		APSP TYPE	II	AREA	627
A	18'	K	6'		
B	34'10"	L	14'		
D	3'4"	M	10'10"	PERIMETER	89'2"
E	4'8"	M2	-	CAPACITY	17551
F	8'	T	15'2"		
G	10'	S	-		
H	4'	N	-		
I	4'	P	9'		
J	4'	U	-		



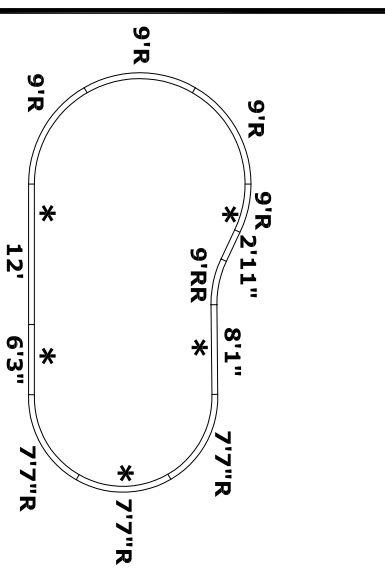
BILL OF MATERIALS

QTY	PART	DESCRIPTION
3	HP106	6' PANEL
1	HP106A	6' PANEL (A/G)
1	HP117	29" SPECIAL PANEL
1	HP116	18" SPECIAL PANEL
13	HP159	9R PANEL
1	HP159LL	9R PANEL (LIGHT)
1	HP119M	9R REVERSE
5	HP126	5° WEDGE
21	HP199	BRACE

PANEL SHELF DETAIL



COPING LAYOUT



NO DIVING WARNING

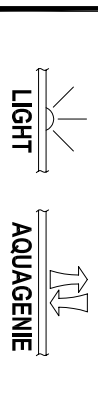
ATTENTION DEALER/BUILDER:
It is your responsibility to ensure the safety package provided is delivered to the pool owner and that the "NO DIVING" labels are properly installed.

NO DIVING WARNING LABELS MUST BE INSTALLED IN NO DIVING AREAS ACCORDING TO APSP SPECIFICATIONS

A DANGER
NO DIVING
SHALLOW WATER
DIVING MAY CAUSE DEATH OR PERMANENT INJURY

* SUGGESTED LABEL LOCATIONS ARE SPECIFIED IN THE COPING LAYOUT

PRE-CUT PANEL LEGEND



GENERAL NOTES

- These are finished dimensions ready for the liner.
- Dimensions are from inside pool panels.
- The water level should be no more than 6" below the coping receptor (hanging) slot.

EXCAVATION NOTES

- Height excavation should be 2" to 3" deeper in each instance.
- Soil to have minimum bearing capacity of 2000 P.S.F.
- Locate top of pool at least 6" above surrounding land elevation.
- See "Panel Shelf Detail" for excavation around pool.
- Fill voids under base of panels and ramp well.
- Backfill with non-expansive material.

ADDITIONAL NOTES

THIS DOCUMENT IS FOR ILLUSTRATIVE PURPOSES ONLY. The dealer or contractor who sells or installs your pool is an independent contractor and is not an agent of the Manufacturer. The construction methods illustrated here are suggestions and apply only to normal ground conditions. There may be additional precautions and/or methods of construction. Proper installation is the responsibility of the dealer/builder/contractor.



543 South Main Street - Sweetwater, TN 37874

DATE	PANEL LINE	DRAWING TITLE	DRAWING NUMBER
JAN 2006	HYDRA	18' X 34'10" KIDNEY RIGHT	10731

1151